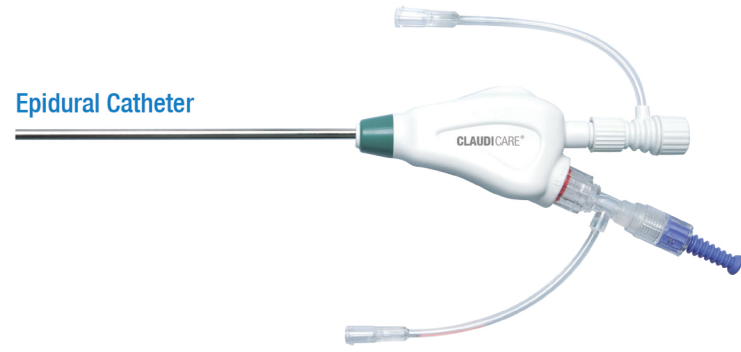



زیوسن سہیاد

Epidural Catheter




Shaver




# CLAUDICARE®

Percutaneous  
Neurolysis and Foraminoplasty



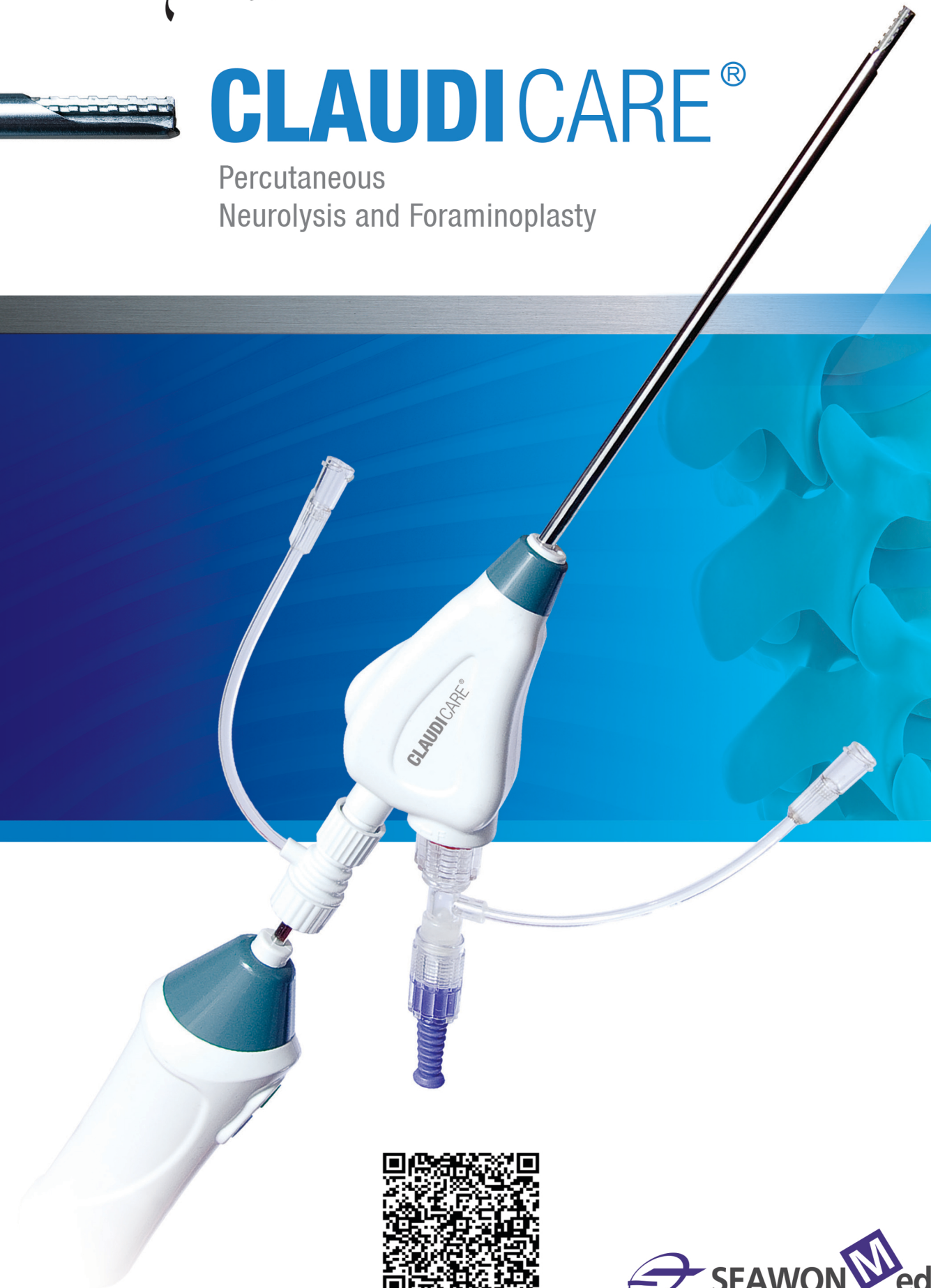
Trocar



Dilator



Surgical Probe





## Percutaneous Neurolysis and Foraminoplasty

Percutaneous Neurolysis and Foraminoplasty is the minimally invasive surgery for patients who have claudication or backpain resulting from foraminal stenosis. This surgery is used to widen narrowed foramen intervertebrale by approaching the immediate proximity of diseased part via the transforaminal route and removing the lesion(ligament, disc, soft tissue, etc.) through the minor incision(3mm) under local anesthesia.

## Indication

- Lumbar foraminal stenosis
- Lumbar central stenosis
- Chronic backpain
- Patients refusing operation or inoperable patients
- Effective diagnostic root block but no longterm relief



## Benefits



- Safe** : Blunt micro bit & protection shield
  - Micro** : 3mm external diameter bit
  - Easy** : about 20 minute surgical time & fast recovery
- All-In-One Kit including a battery pack

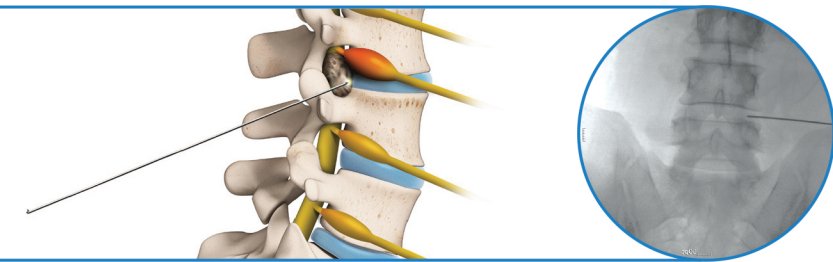
Real Size

Protection shield

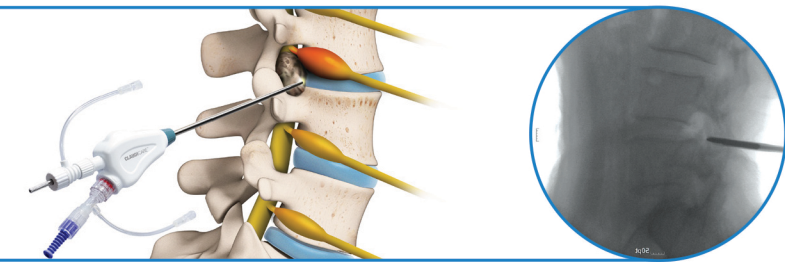


## Foraminoplasty with claudicare

### I Guide wire to Kambin's triangle



### II Dilator & Working channel



### III Foraminoplasty with claudicare

